

Baton Draw Drapery Track System



25
White

Drapery Track System

- Heavy duty aluminum extrusion, powder coated, and lubricated with a patented process.
- Maximum weight is 6 lbs/ft.
- Baton draw, one or two way
- Stackback: 6" per width, pinchpleat

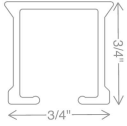
Assembled Set

Includes track, master carriers, pinchpleat carriers, mounting brackets (ceiling or wall), end caps, and 36" white fiberglass baton. See next three pages for component details.

Drapery Track System Components

COMPONENT

One Way: BAT-OW**
Center Draw: BAT-CN**



Drapery Track at Specified Length
(Ceiling or Wall Mount)


COMPONENT

RP1C



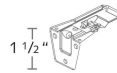
Heavy Duty Ceiling Bracket with Smart Klick
(Included with Ceiling Mount Tracks Only)

3906SP



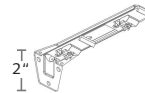
Splice Connector (if required)

RP8W



3" Smart Klick Wall Bracket with Wide Base
Adjusts 3"-4.5"
(Included with Wall Mount Tracks Only)

532DB



6" Smart Klick Double Wall Bracket with Wide Base
Adjusts 2.5"-4" & 6"-7.5"
**Not included, but required for double wall track installations*

RP3EC



End Cap with Slide

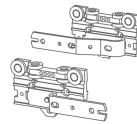
Drapery Track System Components (Continued)

COMPONENT

COMPONENT

RP13

6-Wheeled Master Carrier
(1 Overlap Right & 1 Underlap Left)



RP4C

Slim Line Ball Bearing Carrier Slide



SPECIFICATIONS



PRODUCT INFORMATION

- Heavy duty baton draw system for pinchpleat draperies
- Recommended maximum fabric weight: 6 lbs. per foot depending on application
- Track & Component Finish: White
- Chrome powder coated with a factory applied patented dry lubricant
- Available lengths: 3 ft. up to 16 ft.
- Limited lifetime warranty

1. Track
2. Ball Bearing Slide Carrier
- 3., 4., 5. Master Carrier
6. End Cap

